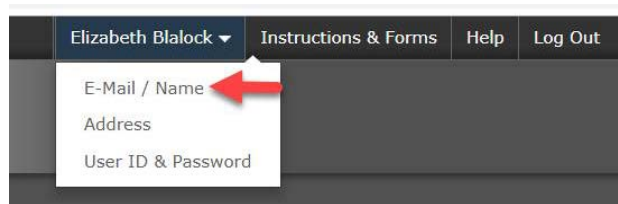
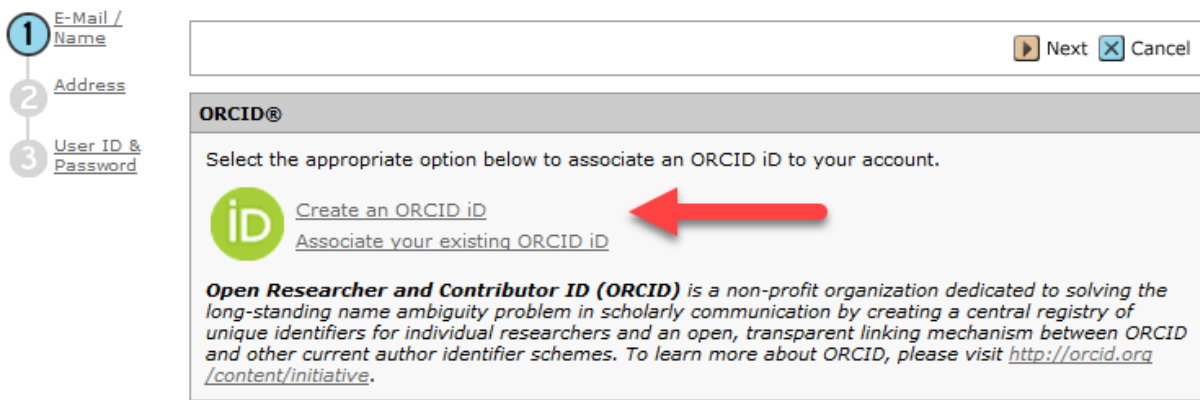


Adding an ORCID to your ScholarOne Manuscripts account

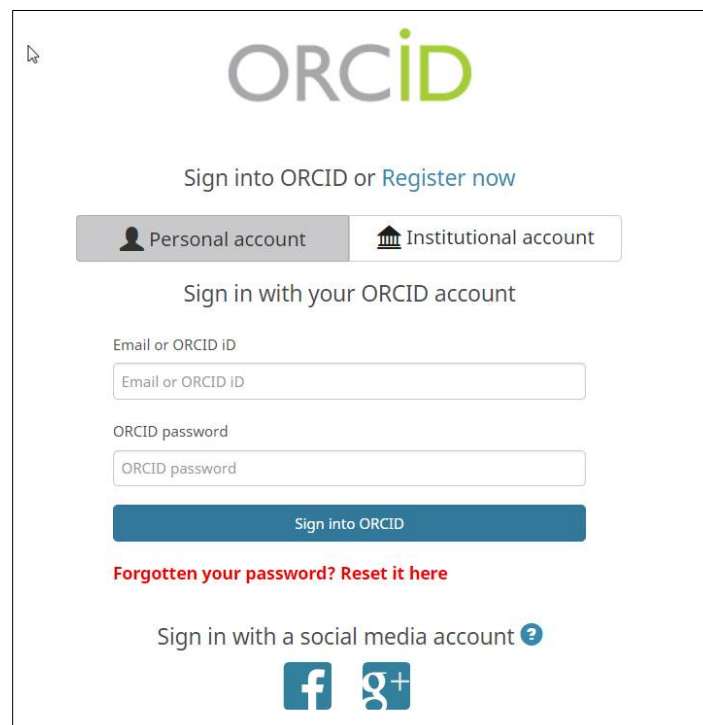
Log into <https://mc.manuscriptcentral.com/jid>. Click on your name in the toolbar on the top of the page. In the dropdown menu, select **E-Mail/Name**.



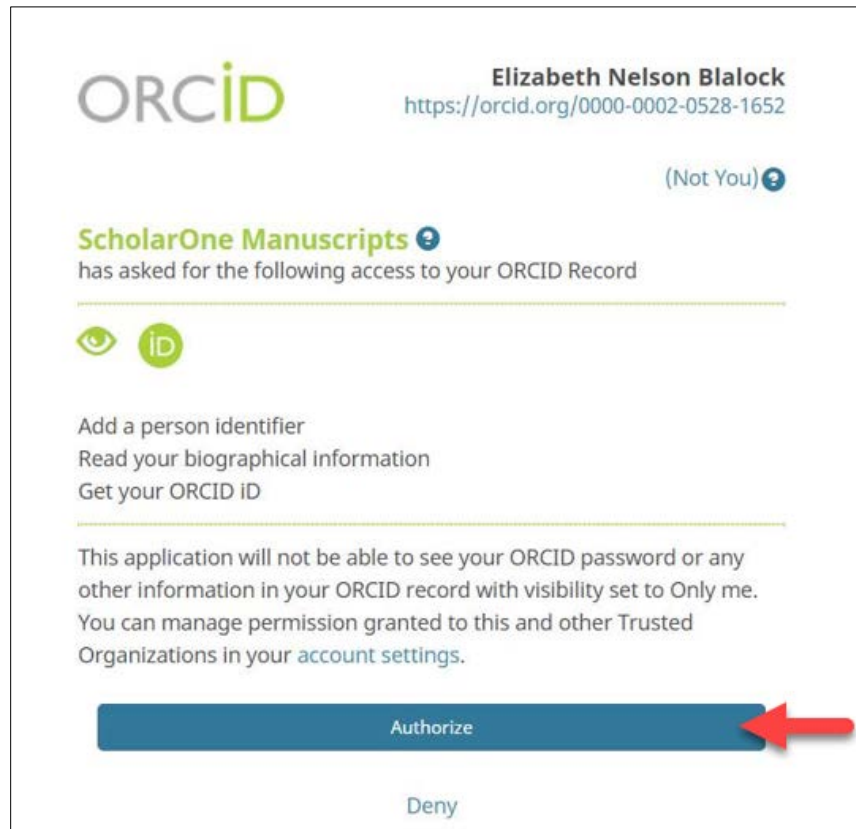
Select the task you wish to complete: **Create an ORCID iD** or **Associate your existing ORCID iD**.

A screenshot of the ORCID association form. On the left, there is a vertical list of three numbered steps: 1. E-Mail / Name, 2. Address, and 3. User ID & Password. The main form area has a header 'ORCID®' and a sub-header 'Select the appropriate option below to associate an ORCID iD to your account.' Below this, there are two radio button options: 'Create an ORCID iD' and 'Associate your existing ORCID iD'. A red arrow points to the 'Associate your existing ORCID iD' option. Below the options is a paragraph of text explaining ORCID: 'Open Researcher and Contributor ID (ORCID) is a non-profit organization dedicated to solving the long-standing name ambiguity problem in scholarly communication by creating a central registry of unique identifiers for individual researchers and an open, transparent linking mechanism between ORCID and other current author identifier schemes. To learn more about ORCID, please visit <http://orcid.org/content/initiative>.' At the top right of the form, there are 'Next' and 'Cancel' buttons.

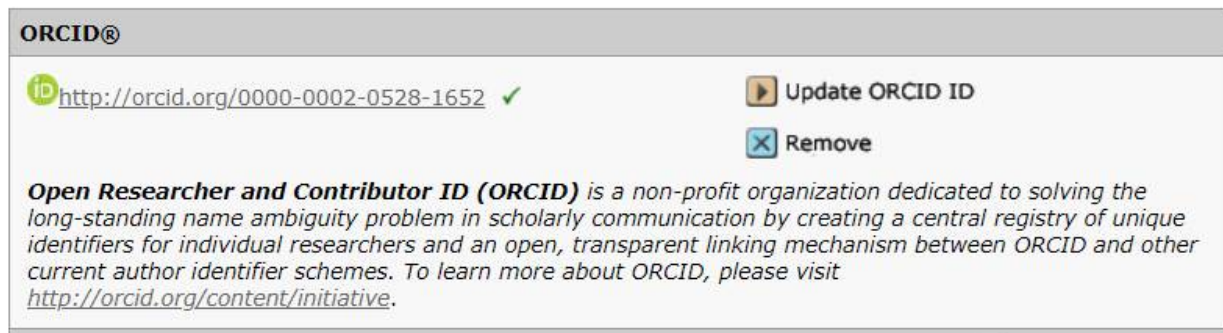
The ORCID login page will open. You will need to sign into your ORCID account or click on **Register now**.

A screenshot of the ORCID login page. The page features the ORCID logo at the top. Below the logo, it says 'Sign into ORCID or Register now'. There are two tabs: 'Personal account' (selected) and 'Institutional account'. Under the 'Personal account' tab, it says 'Sign in with your ORCID account'. There are two input fields: 'Email or ORCID iD' and 'ORCID password'. Below the input fields is a blue button labeled 'Sign into ORCID'. Below the button, there is a link: 'Forgotten your password? Reset it here'. At the bottom, it says 'Sign in with a social media account' with a question mark icon, and there are icons for Facebook and Google+.

You will be asked to authorize use of your ORCID ID by ScholarOne Manuscripts (the JID's submission site). Click the **Authorize** button.



Once you have validated your ORCID, a green check mark will appear beside your ORCID ID.



To save this validated ORCID, click the **Next** button at the bottom of the page. Click the **Next** button on the following page as well, then **Finish** on the last page.

